

Pharmacy Council of New Zealand Workforce Demographics as at 30 June 2009

Under the Health Practitioners Competence Assurance (HPCA) Act 2003, practising pharmacists are required to hold an Annual Practising Certificate (APC) regardless of the number of hours they practise each year. As part of the application for an APC, pharmacists must also provide details that enable the Pharmacy Council to assess their fitness to practise and must be participating in an approved recertification programme. Pharmacists can remain on the Register if they are not practising, however, if they wish to return to practice at any time, they must apply to the Pharmacy Council for an APC. The Pharmacy Council maintains the public register of pharmacists in three sections . **practising pharmacists, non practising pharmacists** and **intern pharmacists**.

It should be noted that the public register changes regularly.

Similar workforce demographics will be produced at the same time next year. This will allow the Pharmacy Council to make annual comparisons and monitor workforce trends.

If you have any workforce queries please do not hesitate to contact us at:

Email: enquiries@pharmacycouncil.org.nz

Phone: 04 495 0336

Fax: 04 495 0331

Address: PO Box 25137, Wellington 6146

TABLE OF CONTENTS

1. Total Registrations as at 30 June 2009	3
2. Register Numbers 2005-2009.....	3
3. Demographics of Practising Pharmacists as at 30 June 2009	4
a) Age and Sex	4
b) Ethnicity	6
c) Region	7
d) Type of Work	8
e) Hours/Weeks Worked	9
4. Requests from Australian Registration Boards and Letters of Good Standing.....	10
5. Additions to the Practising Register.....	11
a) TTMRA & Recognised Equivalent Qualifications Route (REQR).....	11
b) Transfers from the Intern Scope of Practice.....	11
c) Returns to Practising Register	12
6. Intern Register.....	12
7. Removals from the Register.....	13

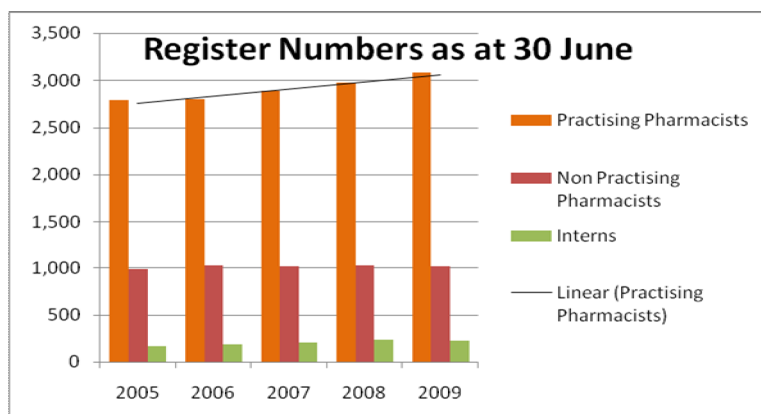
1. Total Registrations as at 30 June 2009

Pharmacist Scope of Practice . practising pharmacists	3076
Pharmacist Scope of Practice . suspended	4
Non Practising Register (pharmacists who have retained registration but do not hold an APC)	1,017
Intern Scope of Practice . practising interns	220
Intern Scope of Practice - suspended	3
TOTAL	4,320

2. Register Numbers 2005-2009

As at 30 June 2009, the number of practising pharmacists was 3,076, up 98 (3.3%) from 2008.

Register Numbers as at 30 June					
	2005	2006	2007	2008	2009
Practising Pharmacists	2,787	2,801	2,889	2,978	3,076
Non Practising Pharmacists	983	1,022	1,011	1,023	1,017
Interns	168	189	202	234	220
TOTAL	3,938	4,012	4,102	4,235	4,313

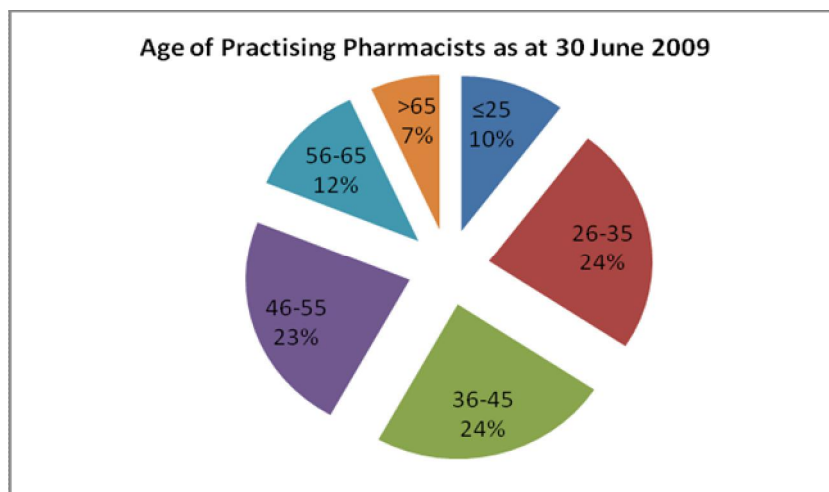


Country first registered	Number	%
New Zealand	2,655	86.3
Australia	49	1.6
Canada, Ireland, Northern Ireland, United Kingdom, USA	181	5.9
Other countries	191	6.2
TOTAL	3,076	100.0

3. Demographics of Practising Pharmacists as at 30 June 2009

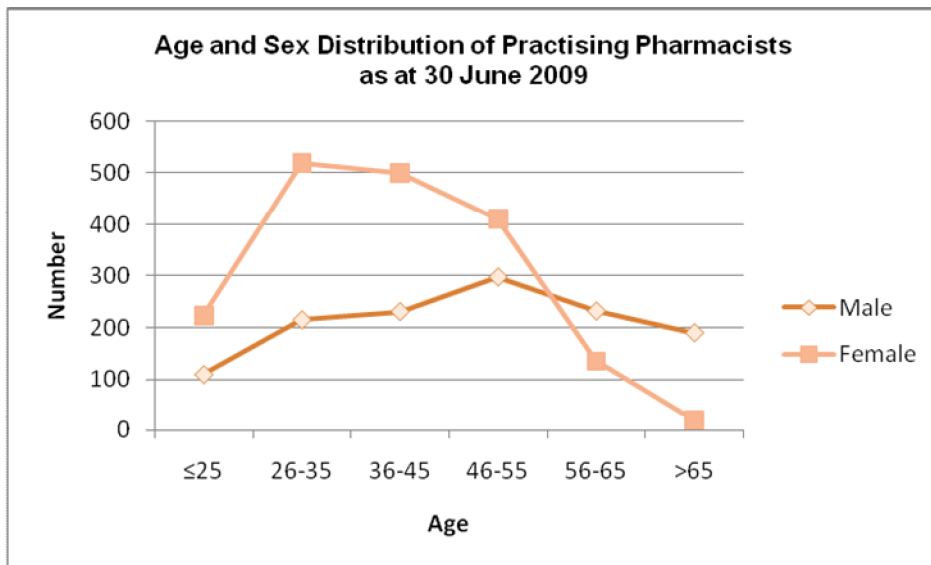
a) Age and Sex

Age	Male	Female	Total
≤25	106	212	318
26-35	214	523	737
36-45	228	503	731
46-55	299	410	709
56-65	230	140	370
>65	192	19	211
TOTAL	1,269	1,807	3,076



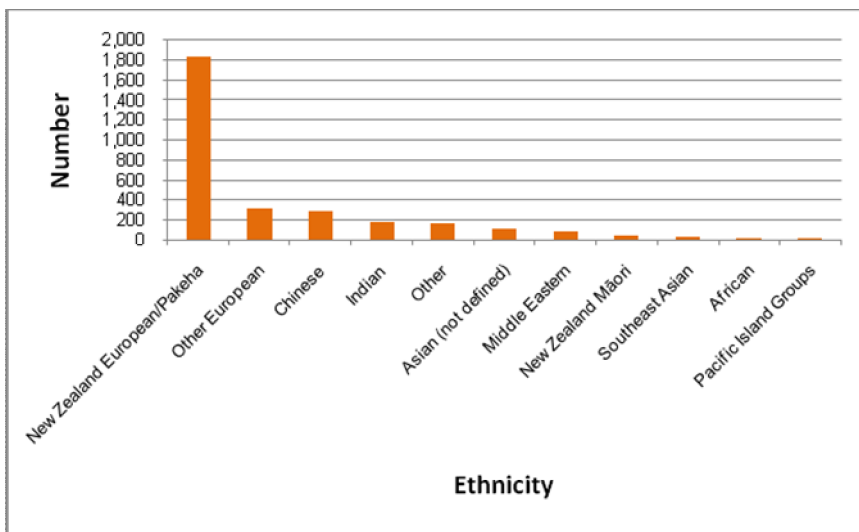
The following table shows changes in the age distribution of practising pharmacists:

Age	% 2008	% 2009	change
≤25	9	10	+1
26-35	22	24	+2
36-45	25	24	-1
46-55	23	23	0
56-65	13	12	-1
>65	8	7	-1
TOTAL	100	100	



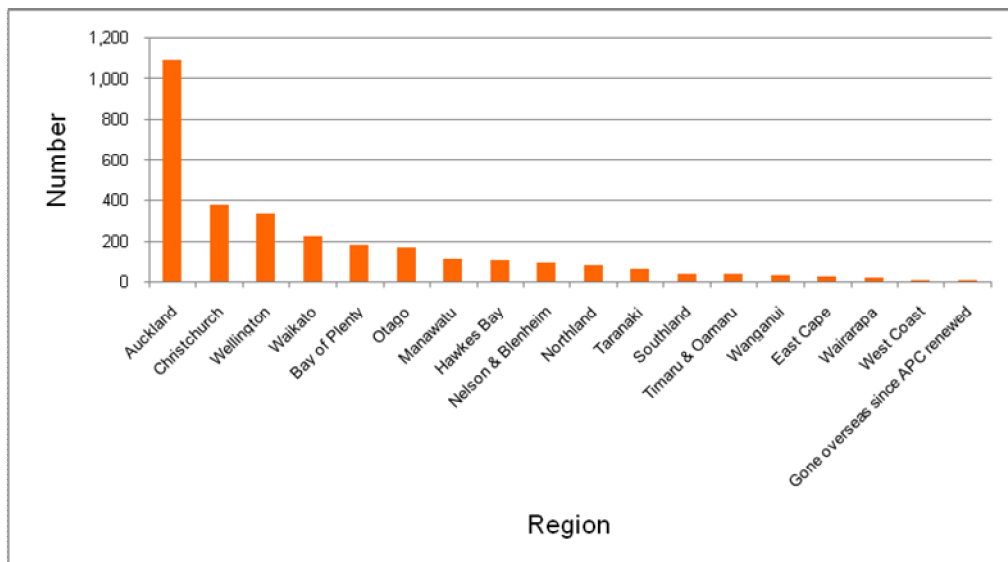
b) Ethnicity

Ethnicity	Number	%
New Zealand European/Pakeha	1,837	59.7
Other European	319	10.4
Chinese	282	9.2
Indian	179	5.8
Other	168	5.5
Asian (not defined)	112	3.6
Middle Eastern	78	2.5
New Zealand Māori	46	1.5
Southeast Asian	27	0.9
African	15	0.5
Pacific Island Groups	13	0.4
TOTAL	3,076	100.0



c) Region

Region	Number	%
Auckland	1,094	35.6
Christchurch	379	12.3
Wellington	338	11.0
Waikato	229	7.4
Bay of Plenty	182	5.9
Otago	172	5.6
Manawatu	114	3.7
Hawkes Bay	113	3.7
Nelson & Blenheim	100	3.3
Northland	88	2.9
Taranaki	65	2.1
Southland	46	1.5
Timaru & Oamaru	41	1.3
Wanganui	38	1.2
East Cape	29	0.9
Wairarapa	23	0.7
West Coast	14	0.5
Gone overseas since APC renewed	11	0.4
TOTAL	3,076	100.0

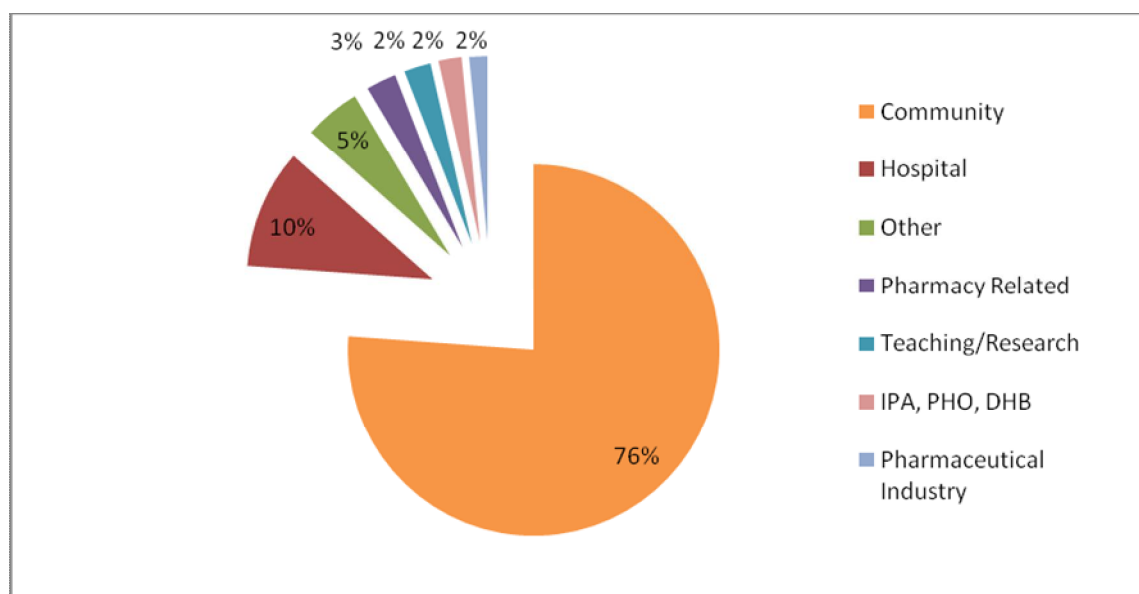


d) **Type of Work**

2,723 pharmacists issued with an APC for the year 1 April 2009-31 March 2010 completed the type of work section on the APC renewal form. This represents 89% of the pharmacists on the practising register as at 30 June 2009. The data collected relates to the previous APC year and has been used in this instance to provide an estimate of the number of pharmacists in the different areas of pharmacy employment. The following information was compiled from these responses.

359 of the pharmacists who completed this section of the APC renewal form worked in *two or more* different areas of pharmacy in the previous 12 months.

Type of Work	Number of pharmacists
Community	2,347
Hospital	320
Other	151
Pharmacy Related	81
Teaching/Research	72
IPA, PHO, DHB	62
Pharmaceutical Industry	49
	3,082
<i>No. worked in 2 or more areas of pharmacy</i>	359
Total responses	2,723



e) *Hours/Weeks Worked*

2,723 pharmacists issued with an APC for the year 1 April 2009-31 March 2010 completed the hours/weeks worked section on the APC renewal form. This represents 89% of the pharmacists on the practising register as at 30 June 2009. The data collected relates to the previous APC year and has been used in this instance to provide an estimate of the average hours worked per week and total weeks worked in the last year in each area of pharmacy. Please note that 359 of the pharmacists who completed this section worked in two or more areas of pharmacy bringing the totals for each table to 3,082.

Number of pharmacists by average hours worked per week in the last year in each area of pharmacy								
Hours per week	Community	Hospital	Other	Pharmacy Related	Teaching/ Research	IPA, PHO, DHB	Pharmaceutical Industry	Total
50+	295	4	6	5	6	5	5	326
40-49	969	207	53	25	2	14	27	1,297
30-39	401	29	20	9	7	4	5	475
20-29	310	34	18	8	10	14	4	398
10-19	232	28	19	11	15	7	4	316
<10	140	18	35	23	32	18	4	270
Total	2,347	320	151	81	72	62	49	3,082

Number of pharmacists by weeks worked in the last year in each area of pharmacy								
Weeks per year	Community	Hospital	Other	Pharmacy Related	Teaching/ Research	IPA, PHO, DHB	Pharmaceutical Industry	Total
40+	1,919	228	79	50	37	40	39	2,392
30-39	112	11	19	2	5	3	2	154
20-29	93	24	14	5	10	1	2	149
10-19	118	21	12	7	5	5	3	171
<10	105	36	27	17	15	13	3	216
Total	2,347	320	151	81	72	62	49	3,082

4. Requests from Australian Registration Boards and Letters of Good Standing

In the 12 months ended 30 June 2009, 94 requests for statements of Good Standing were actioned for pharmacists registering with overseas Registration Boards. This compares with 105 for the previous year. Requests from Australian Registration Boards were down 11 (12.4%) from the previous year.

Country	State	Number
Australia		78
	New South Wales	30
	Queensland	19
	Northern Territory	10
	South Australia	6
	Victoria	6
	Western Australia	4
	Australian Capital Territory	2
	Tasmania	1
Hong Kong		5
Malaysia		5
Singapore		3
Fiji		1
Ireland		1
United States of America		1
TOTAL		94

5. Additions to the Practising Register

246 new registrations were processed in the year ended 30 June 2009, up 34 (16.0%) on the previous year.

a) *TTMRA & Recognised Equivalent Qualifications Route (REQR)*

26 pharmacists from countries with which we have a legislative arrangement (ie Australia) or have recognised equivalent qualifications (ie Canada, Ireland, Northern Ireland, the UK and the USA) were registered in the year ended 30 June 2009.

Country of first Registration	2008	2009
Australia	13	4
Ireland, Northern Ireland, UK	12	20
Canada/USA	5	2
TOTAL	30	26

b) *Transfers from the Intern Scope of Practice*

205 intern pharmacists transferred from the Intern Scope in the year ended 30 June 2009. A further 15 interns previously registered overseas completed the intern programme and gained registration as a pharmacist through the Pharmacy Council's non recognised equivalent qualifications route.

Country of Qualification		Number of pharmacists
New Zealand & Australia		205
Auckland University	90	
Otago University	113	
Australian Universities	2	
Egypt		1
Germany		1
India		2
Iraq		1
Italy		1
Nigeria		1
South Africa		5
Syria		1
Tanzania		1
Zimbabwe		1
TOTAL		220

c) *Returns to Practising Register*

128 pharmacists returned to practice in the year ended 30 June 2009. The length of time out of practice is as follows:

Number of years out of practice	Number of pharmacists
<3	101
3-8	27
>8	0
TOTAL	128

6. Intern Register

220 intern pharmacists held an Annual Practising Certificate in the Intern Scope at 30 June 2009. Qualifications for those registered in this Scope are as follows:

New Zealand Graduates		214
Otago University	119	
Auckland University	95	
Overseas Graduates		6
Egypt	2	
Fiji	1	
Hungary	1	
Netherlands	1	
South Africa	1	
TOTAL		220

The number of interns registered has increased by almost a third since 2005.

Year ended June 30th	No. of interns registered
2005	168
2006	189
2007	201
2008	231
2009	220

7. Removals from the Register

171 pharmacists were removed from the register in the year ended 30 June 2009, up 27 (18.8%) on the previous year.

Removals		2009
Practising register		85
Removed at own request s. 142	60	
Revision of Register s. 144 (5)	18	
Deceased s. 143	7	
Non practising register		86
Removed at own request s. 142	44	
Revision of Register s. 144 (5)	39	
Deceased s. 143	3	
TOTAL		171

Age at Removal date	Practising Register	Non Practising Register
≤25	3	3
26-35	18	21
36-45	5	10
46-55	12	16
56-65	12	12
>65	35	24
TOTAL	85	86